

145 mm

105 mm

Important Safety Instructions:

- Keep the equipment dry. Keep away from precipitation, humidity, all types of liquids and condensation.
- Do not use the product with wet hands.
- Do not use or store the equipment in dusty or dirty areas.
- Do not store the equipment under high-temperature or low-temperature conditions (this may damage it).
- Do not drop, knock or shake the equipment (use may result in breakage).

Abnormal Occurrences:

In case of incorrect operation follow the steps below:

- Check if the USB port of the computer and the device is damaged, check if the USB port of the device is correctly plugged in;
- check if the computer settings are correct, disconnect and plug it in again; restart the computer.
- If the above suggestions do not solve the problem, please contact your local dealer!

Specifications:


- Power Output (RMS): 5W x 2
- Drive Unit: 2.5"×2
- Frequency Range: 60Hz-20KHz
- Input Sensitivity: 500mV
- Separation: ≥65dB
- Power Supply: USB 5V/1A to 2A(Not included)
- Function:Bluetooth /AUX input mode
- Product Size: :W83×D103×H180mm

BlackRED



T16
USER MANUAL

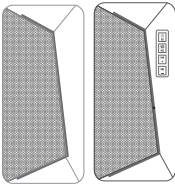
WHAT'S
IN THE BOX



USB Cable & 3.5mm Audio Cable

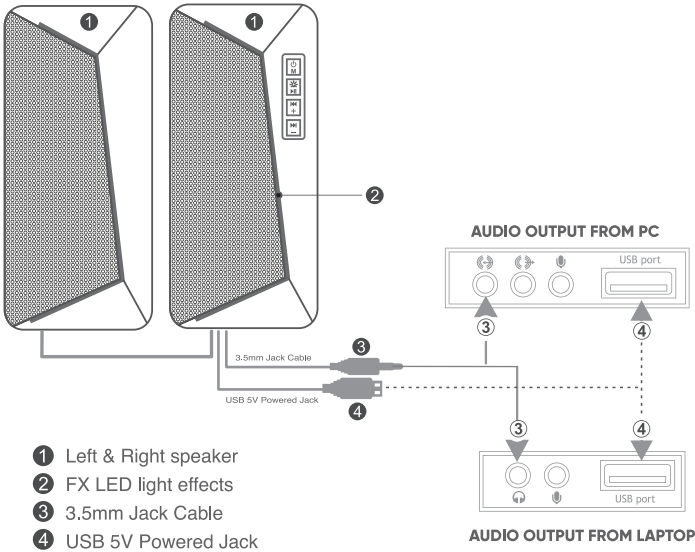


Usermanual



Speaker

PRODUCT
DESCRIPTION

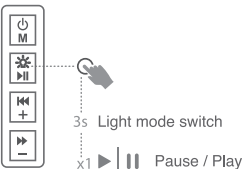


BUTTON
COMMAND

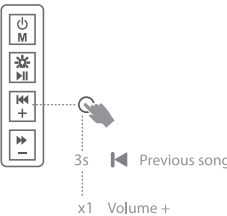
1. Power & mode switching



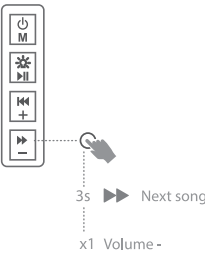
2. Light & pause / play adjustment



3. Previous & volume +



4. Next & volume -



BLUETOOTH MODE:

1. After the speaker is powered on, long press the mode key to power on. The default mode of power on is aux mode. Short press to switch the Bluetooth / aux mode. Then open the Bluetooth device of the mobile phone or computer, search the corresponding Bluetooth device, name it "T16", and click connect. After pairing and connecting, there will be a prompt tone, you can play music

2 after connecting with mobile phone once, Bluetooth has memory function. After turning on the Bluetooth of mobile phone, it can connect automatically or manually according to different types of mobile phones. If it needs to be disconnected, the Bluetooth settings can be disconnected through the mobile phone.

3. Insert aux in and press mode briefly to switch to aux mode.

Note:
If the audio cable is connected to the computer or the mobile phone has current noise, please turn the audio cable head to adjust until there is no current noise.