A ×1

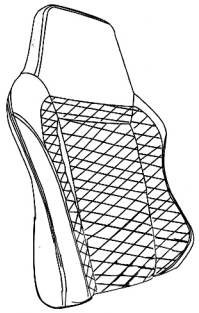

E ×1

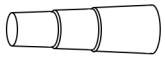

F ×1

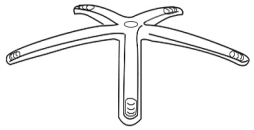

G ×1

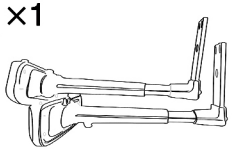

B ×1

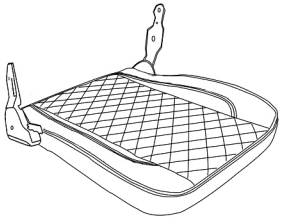

H ×5

I ×4

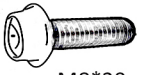

M8*20

C ×1

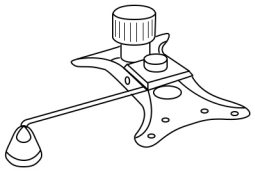

J ×10

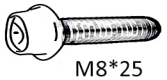

M8*25

K ×2

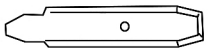

L ×1

D ×1

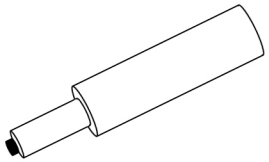

M ×2

M6∗12mm

N ×14

O ×14

P ×2

RED SQUARE RED SQUARE RED SQUARE RED SQUARE RED SQUARE RED SQUARE

1

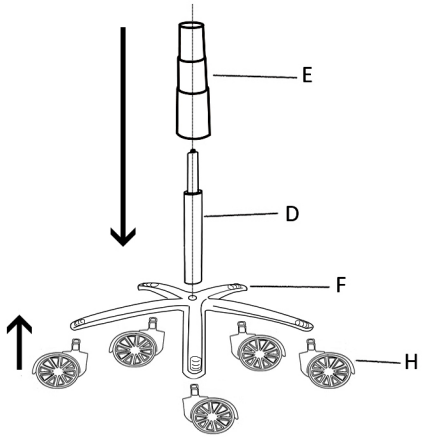

2

ПЕРЕДНЯЯ СТОРОНА

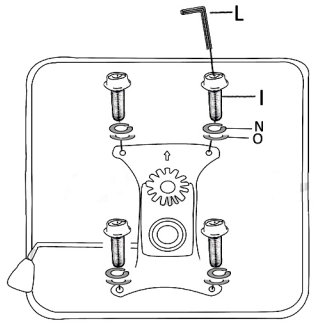

ЗАДНЯЯ СТОРОНА

3

ПЕРЕДНЯЯ СТОРОНА

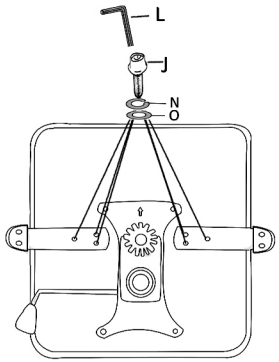

ЗАДНЯЯ СТОРОНА

4

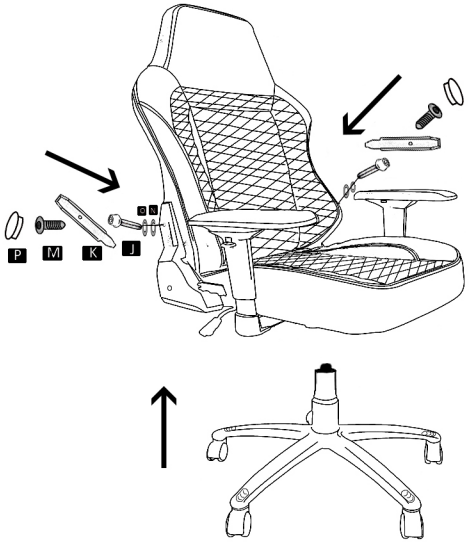

5

ВАШЕ КРЕСЛО ГОТОВО!

Чистка

На поверхности кресла появились пятна? Не беда! Вам поможет обыкновенное полотенце и пятновыводитель! Итак, возьмите пятновыводитель и нанесите его на мягкое полотенце. Круговыми движениями протирайте загрезнившуюся поверхность до полного удаления пятен. Все просто!

Обратите внимание: Не наносите пятновыводитель прямо на кресло!